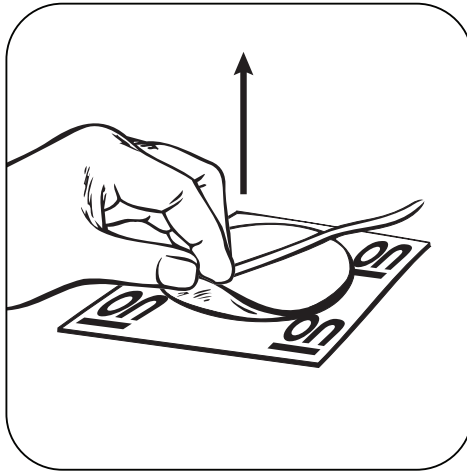


Electrode Care Tips

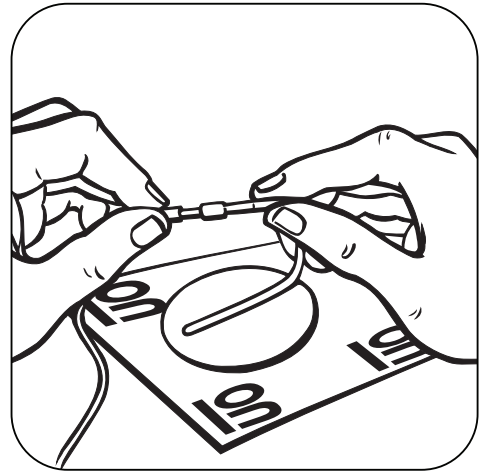
With proper maintenance, your electrodes will perform better and last longer. When electrodes show wear and tear, they should be replaced with a new set to ensure you will continue to receive quality performance.



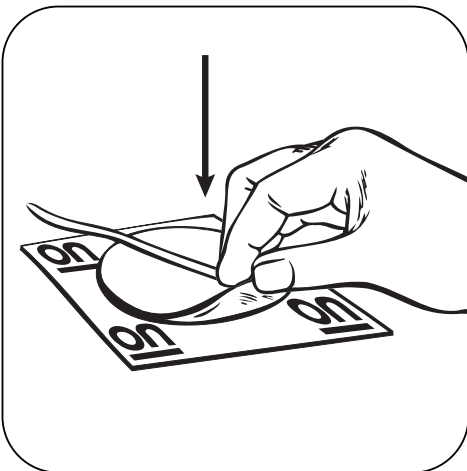
Make sure skin is clean, dry, and free of lotion.



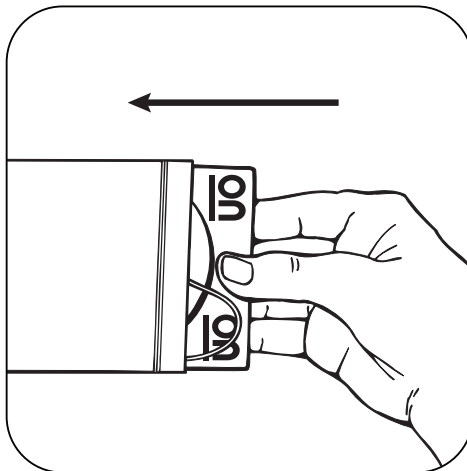
Remove an electrode by lifting its edge.



Hold the pin connector while disconnecting or inserting pin.



Return an electrode to the ON side of the release liner.



Always reseal an electrode in its original packaging when not in use.



Electrodes are intended for single patient use to ensure cleanliness.

Additional Tips

- Consult stimulator manual for proper electrode size.
- Store electrodes at room temperature.
- Rehydrate dry gel with droplets of water, but do not submerge.
- Use of hot or cold packs for long periods of time can cause adhesive separation.
- For sensitive skin, consider using our **PALS® Clinical** or **UltraStim® X Blue** electrodes.